

LINEAR WIDEBAND POWER AMPLIFIER

Model – DB7.07.3G5148AC

General Description:

Elite RF's DB Series 19 inch rack mount amplifier is a wideband power amplifier designed for CW signals fabricated on GaN on SiC process and can operate up to **7.3 GHz**. These amplifiers offer high power density, low thermal resistance, and wideband performance. They can be widely used for military and commercial applications. Front Panel display provides easy control of all functions.

Like all Elite RF amplifiers, this product comes with an industry leading **3-year warranty**.

Features

Wide Freq. Range
High Output Power
High Gain
Front panel touch screen
Built-in Protection
Ethernet based interface
Local Monitoring /Control
Remote Monitoring/Control

Protections

Thermal Overload
Over Voltage
VSWR

125 watts 7000 to 7300 MHz 100- 240 VAC

ELECTRICAL SPECIFICATIONS

Parameter	Symbol	Min	Typ	Max	Unit
Frequency Range	BW	7000		7300	MHz
Output Power CW	Psat		125		Watt
Output Power at 1 dB Compression	P1dB		50		Watt
Small Signal Gain	Gp		48		dB
Gain Flatness	Delta Gp 1		+/- 2		dB
Input VSWR	S11		2:1		Ratio
IMD @ 7 GHz @ 1 watt/tone / 1 MHz spacing	IP3		54		dBm
Harmonics	H		-20		dBc
Spurious Signals	Spur		-50		dBc
Operating Voltage	Opv	100	120	240	VAC
AC Power at 125 watt	Pd		400		Watt
Class of Operation	C		AB		Class
Noise Figure	NF		7		dB
Large Signal Gain	Lsg		46		dB
Max Load VSWR @ 125 Watts	ML		6:1		Ratio

ENVIRONMENTAL CHARACTERISTICS

Parameter	Symbol	Min	Typ	Max	Unit
Operating Case Temperature	Tc	0		+50	Deg. C
Storage Temperature	Tstg	-40		+85	Deg. C
Relative Humidity (non-condensing)	RH			95	%
Altitude	ALT			10,000	Feet
Vibration/Shock	VI /SH		Normal Truck Transport		

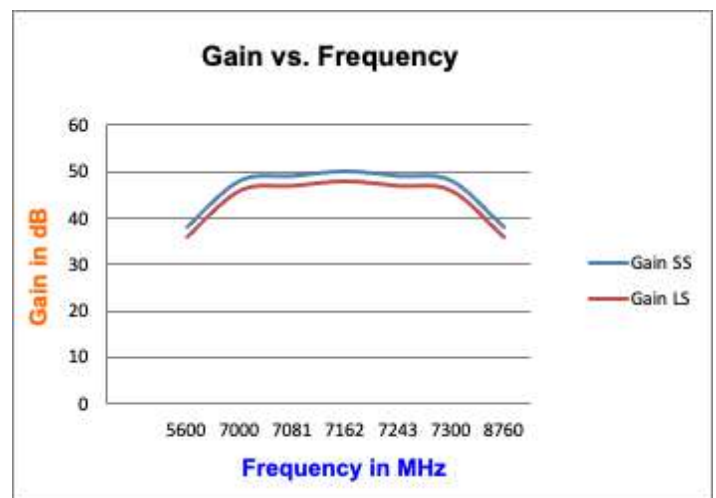
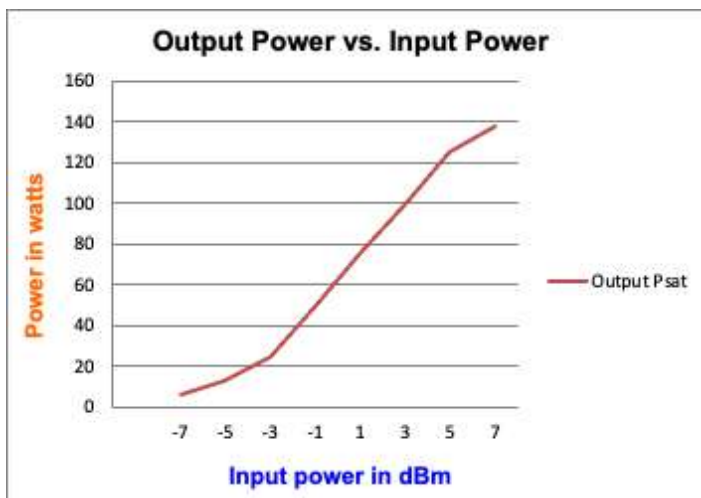
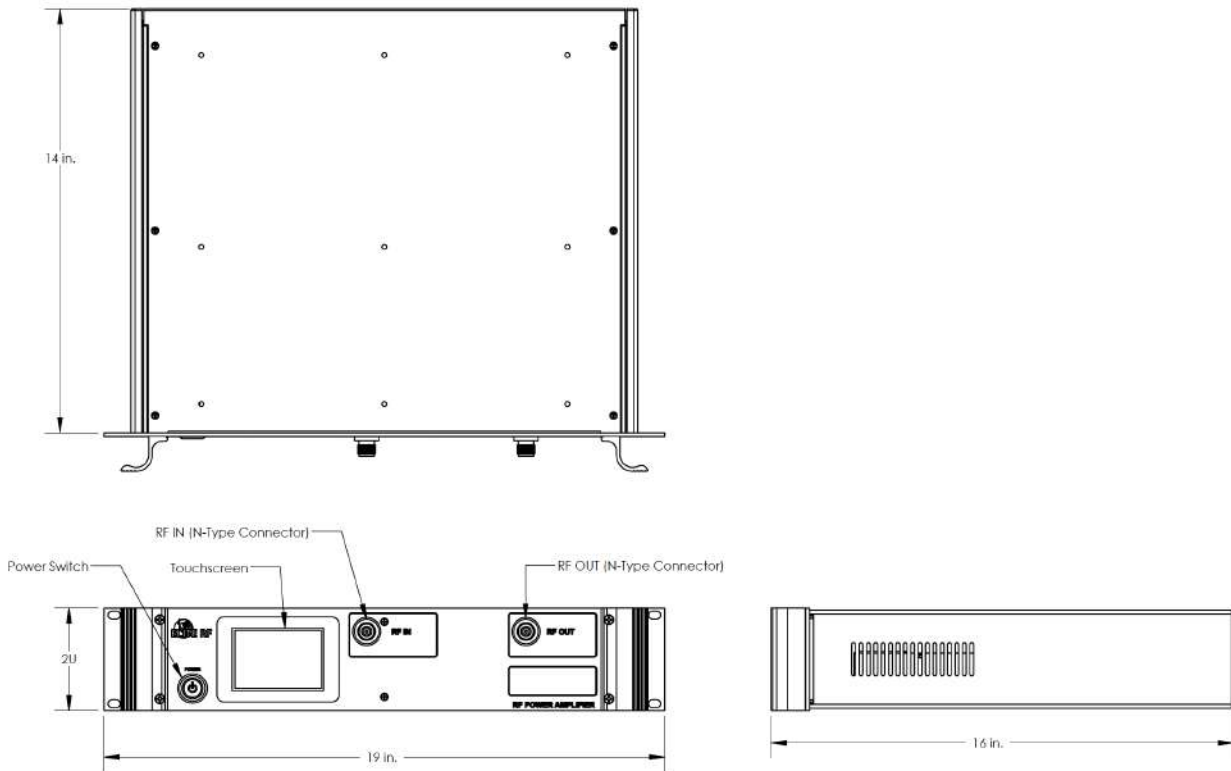
MECHANICAL CHARACTERISTICS

Parameter	Symbol	Min	Typ	Max	Unit
Dimensions	Dim		19 x 15 x 3.5		Inches
Weight	Wt.		25		lbs.
Connectors In/Out	RF Conn		N-Type		-
Cooling	Th		Forced air cooling		-

OPTIONS

Parameter	Add suffix to part number
Heat sink and fans	N/A
Isolator with forward and reverse voltage outputs	N/A
TTL Input Trigger	N/A

Mechanical Drawings



Elite RF LLC
1700 Tower Dr, Hanover Park, IL 60133, USA
Call us for customer service/technical support at: 847-592-6350 Order or email us on-line at www.eliterf.com

Rev 2 04/012023:
Specifications subject to change, consult sales for latest information

Product Compliance:
ECCN: 3A001.b.2.a.4
USHTS: 8542330001